



Lead Kindly Light ... Lord Thou me On

Y1 Phonics

Lead Kindly Light ... Lord Thou me On



What is phonics

Words are made up from small units of sound called 'phonemes'. Phonics teaches children to be able to listen carefully and identify the phonemes that make up each word for example, c – a – t.

[https://www.youtube.com/watch?v=yIn6PpV1](https://www.youtube.com/watch?v=yIn6PpV1G1I)

G1I Articulation of sounds



Lead Kindly Light ... Lord Thou me On



PHONEME

The smallest unit of sound within oral words.

There are 26 letters of the alphabet that represent 44 sounds.

Phonemes sometimes match up to letters, but quite often they don't.

dog has 3 letters—3 sounds /d/ /o/ /g/

boat has 4 letters—3 sounds /b/ /oa/ /t/

Tiny Trees
Make Big
Strides

GRAPHEME

A letter or combination of letters that represent the smallest unit of sound in speech

What phonemes look like

Graphemes are 1-4 letters long

phoneme



sun

3 phonemes
3 graphemes
3 letters

cat



3

three

3 phonemes
3 graphemes
5 letters



boat

3 phonemes
3 graphemes
4 letters



hedgehog

6 phonemes
6 graphemes
8 letters



light

3 phonemes
3 graphemes
5 letters

8

eight

2 phonemes
2 graphemes
5 letters



doughnut

5 phonemes
5 graphemes
8 letters

Tiny Trees
Make Big
Strides

Phonics

- **Blending**

This is when children say the sounds that make up a word and are able to merge the sounds together until they can hear what the word is.

- **Segmenting**

This is the opposite of blending. Children are able to say a word and then break it up into the phonemes that make it up.

Blending

The process of pushing sounds together to form a word

LEARNING HOW TO BLEND IS A VITAL SKILL

Start with

ORAL BLENDING – What's the word when I say
s...u...n... stretch each sound

Move on to

PHONIC BLENDING – Sounding out a printed word and
blending the sounds together to form the word

Struggling to blend!

Try using words that start with
continuant consonant sounds
/f/ /l/ /m/ /n/ /r/ /s/ /v/ /w/ /z/

SOUNDS THAT CAN BE
S T R E T C H E D

Tiny Steps
Make Big
Strides



Learn

Move On

Terminology

- Digraph- 2 letters making one sound - cow
- Trigraphs - 3 letters making one sound night
- Split digraphs- 2 vowels with a consonant inbetween. Use to be known as the magic e!
spine - i_e/ cake

Split digraphs

i-e



bike

i-e



kite

- Special friends ie were talking too much in class so another grapheme sits in the middle.

How do we teach phonics?

- Daily 20 minute phonics lessons – fast paced approach
- Begin by revising known sounds using flashcards
- Read words/ write words/ play games

Lead Kindly Light... Lord Thou me On

How do we teach phonics?

- Morning activity – Big Cat Phonics
- After lunch daily – 20 minutes
- Regular assessments
- Interventions to boost gaps throughout the year

How can you help?

Introduce/ re-cap new sound (Beans and sausages)

Eg sat are all single sounds (beans) and sock – the s and o are single sounds (beans) and the ck is a digraph (sausage).

sat



sock



How can you help?

- Encourage your child to 'sound out' when reading or writing. Focusing particularly on spotting more unusual sound patterns (digraphs, trigraphs, split digraphs)
- Using sound buttons to support blending
- If your child is struggling with blending, start with the stretchy sounds first: f, l, m, s, n, v, z, sh, th, ng
- Play games
- Spot sounds in a text
- Interactive resources eg phonics play
www.phonicsplay.co.uk

Phonics Screening – June 2022

- 40 words
- 20 real / 20 nonsense (alien words)
- Nonsense words have an alien/ monster beside them

Leaving Early... Lord Thou me On

- Approx 10 minutes – rest break if needed

Phonics Screening – June 2022

- Children have to sound out each word using the correct phoneme and blend the sounds correctly.

in

at

beg

sum

ot



vap



osk



ect



REMEMBER:

Phonics is not the only thing needed to become a fluent reader.

Please continue to read with your child each night and encourage them to:

- Knowledge of high frequency words
- Sound out (only if it works eg not 'was')
- Re-read to check it makes sense.
- Use pictures for clues.
- Ask questions about the book.
- And most importantly ENJOY READING!

Learn how to read... and then read to learn

Useful websites

- Phonics Play (Phase 3-5) www.phonicsplay.co.uk
 - Oxford Owl <https://www.oxfordowl.co.uk/for-home/>
 - ICT phonics <https://www.ictgames.com/mobilePage/literacy.html>
 - Ruth Miskin https://www.youtube.com/channel/UCo7fbLgY2oA_cFCIg9GdxtQ
 - Pronunciation of sounds (for adults) https://www.youtube.com/watch?v=BqhXUW_v-1s&feature=youtu.be
- Crazy cursive app (great for formation of letters) £2.99

Phase 2 mat

s



a



t



p



i



n



m



d



g



o



c




k



ck



e



u



r



h



b



f



ff



l






























ll



ss



Phase 3 mat

ai 	air 	ar 	ch 	ear 	ee 	er 	igh 
j 	ng 	oa 	oi 	oo 	oo 	or 	ow 
qu 	sh 	th 	ur 	ure 	v 	w 	x 
y 	z 	zz 					

Phase 5 mat



Year 1 and 2 Common Exception Words

Year 1

the	they	one
a	be	once
do	he	ask
to	me	friend
today	she	school
of	we	put
said	no	push
says	go	pull
are	so	full
were	by	house
was	my	our
is	here	
his	there	
has	where	
I	love	
you	come	
your	some	

Year 2

door	gold	plant	clothes
floor	hold	path	busy
poor	told	bath	people
because	every	hour	water
find	great	move	again
kind	break	prove	half
mind	steak	improve	money
behind	pretty	sure	Mr
child	beautiful	sugar	Mrs
children	after	eye	parents
wild	fast	could	Christmas
climb	last	should	everybody
most	past	would	even
only	father	who	
both	class	whole	
old	grass	any	
cold	pass	many	



Lead Kindly Light ... Lord Thou me On

Any questions?

Lead Kindly Light ... Lord Thou me On