




Dear Children,

Exploring famous artists, architects and designers is lots of fun and a great opportunity to learn about new art processes and techniques. Learning about art history can inspire you to create some exciting artist inspired art projects.

During the Spring Term we would like you to work through this ARTist Challenge book at home.

We hope you enjoy this ARTist Challenge and look forward to hearing about all the incredible new artist, architects and designers you have met along the way.

The Art and Design Team!



A famous artist needs your help. The artist started this picture but was stung on the thumb by a bee. Turn the picture any way you'd like and finish it.

# Arcimboldo Inspired Fruit and Vegetable Faces

Look at the painting 'Vortumnus' by Giuseppe Arcimboldo. Create your own Arcimboldo inspired fruit and vegetable face. Think about what fruit and vegetables you could use for each part of the body. Use the checklist and space below to help you.



What will you use for the...?

Neck \_\_\_\_\_

Eyes \_\_\_\_\_


Hair \_\_\_\_\_

Mouth \_\_\_\_\_

Ears \_\_\_\_\_

Body \_\_\_\_\_

# **My Arcimboldo Inspired Fruit and Vegetable Face**



# Wassily Kandinsky

## All about Wassily Kandinsky

(1866 - 1944)

Russian

Wassily Kandinsky was born in Russia, in 1866. When he grew up, he worked as a teacher at a university but it didn't make him happy.

When he was 30, he left his job and went to art school. He found art school easy and was very good at his studies.

Kandinsky thought a lot about what colours mean and how they make people feel. He believed that colours had a soul.



Wassily Kandinsky

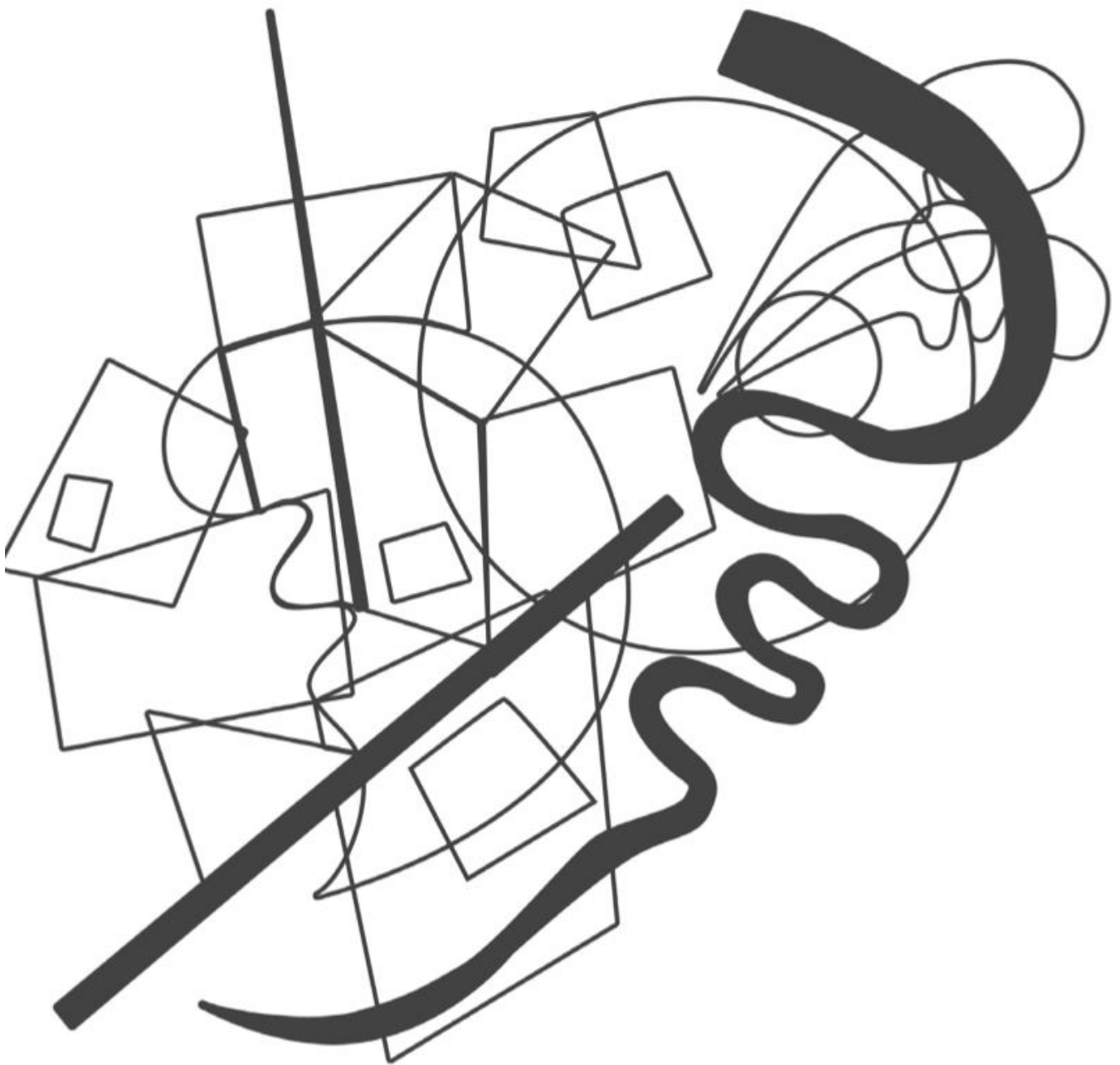
## Looking at Abstract Art: Colour Studies: Squares with Concentric Circles (1913)



- What do you see when you look at this painting?
- How has the painting been made?
- What kind of colours does Kandinsky use?
- How would you describe these colours?
- What shapes can you see?
- What kind of lines can you see?
- How do you think Kandinsky was feeling when he painted this?
- How does the painting make you feel?
- Do you like it? Why?

# Wassily Kandinsky

Colour in Wassily Kandinsky inspired shapes below. Consider which colours you will use. What colours did Kandinsky use in his artwork?



# Architecture

## Antoni Gaudí


(1852 – 1926)

Antoni Gaudí is one of the most well-known modernist architects.



## Trencadís


Gaudí developed some of his most famous techniques like the trencadís, a kind of mosaic made from broken pieces of tiles.





## Gaudi's Trencadis Animals

Decorate this drawing using the trencadis technique.  
Cut out pieces of paper in different shapes, sizes and colours  
and glue them to fill the drawing.



# Bridget Riley

## Who is Bridget Riley?



Bridget Riley is an English artist.

She is a painter.

She is well known for optical art.

## The Beginning of Stripes

In 1967, she began experimenting with colour and created her first stripe painting.

After visiting Egypt, she began to use other, brighter colours.





Photo courtesy of (Brett Jordan @flickr.com) - granted under creative commons licence - attribution

# Bridget Riley

Choose three colours and fill in the lines to create a Bridget Riley-inspired piece of art. You can use crayons, pencil crayons, felt tips or paint. Make sure you stay in the lines.

A large rectangular area filled with horizontal lines, intended for creating a Bridget Riley-inspired artwork. The lines are evenly spaced and run horizontally across the entire width of the page, providing a guide for drawing and coloring.

Challenge: On a blank piece of paper, draw your own lines and then colour them in, in the Bridget Riley style.



Opps! We spilled ink on the last page of this book. Can you turn it into a picture?