

Coral Class

Mrs Mears and Mrs Kareem

Wednesday 14th September

Welcome to Year 4

Opal Class

Mrs Simpkin

Welcome to Year 4




HOMework



READING AND
SPELLING



YEAR 4 TIMES
TABLE CHECK



WOW SCIENCE



BIKEABILITY




HOOKE COURT
INFORMATION

Reading



50 Recommended Reads for... Year 4 (ages 8-9)

Books for Topics



www.booksfortopics.com/year-4

For more primary school booklists, visit booksfortopics.com

<http://www.arbookfind.co.uk/>

<https://www.booksfortopics.com>

Year 3 / 4 spellings



Year 3/year 4 statutory word list grouped by area

suffix -ly, -ally	-ible words	split digraph - long vowel sounds	Other words
accidentally actually occasion(ally) probably	possible	Two letters make one sound that are split (e.g. guide - 'i-e')	answer breath breathe build calendar complete consider continue early earth
'n' spelt as 'kn'	enough though/although thought through (currently taught in Years 5/6)	arrive decide describe extreme guide surprise (review work from Year 1)	experiment group guard forward(s) fruit heart heart history imagine important increase island learn length material minute natural often
knowledge knowledgeable	Words from other countries	earth eight/eighth fruit heart history increase minute natural opposite position quarter regular weight material experiment length	particular peculiar perhaps popular potatoes promise purpose quarter regular remember sentence
-tion and -sion	bicycle (cycle - from the Greek for wheel) (bi-meaning 'two')	's' sound spelt as 'c' before 'e', 'i' and 'y'	special (-tial words) straight strange strength surprise woman/women
words mention occasion position possess(ion) question	'or' sound spelt 'ough'	bicycle centre century certain circle decide exercise experience medicine notice recent (review work from Year 2)	
caught naughty (regional pronunciation)	'i' sound spelt as 'u'	address appear arrive different difficult disappear grammar occasion opposite pressure suppose	
'ei', 'ey' and 'eigh' sounds	busy/business		
eight/eighth reign weight height (exception)	adding prefixes		
adverbials	(dis)appear (dis)believe (re)build (re)position		
therefore	unstressed vowels		
-ous words	different favourite February interest library ordinary separate		
famous various	double consonants		

Year 4 Multiplication Tables Check

- Schools in England are required to administer an online multiplication tables check (MTC)
- The purpose of the check is to determine whether pupils can recall their times tables fluently.
- By the end of Year 4 pupils are expected to know their times tables up to 12×12 .
- Pupils will take the online test at school in June.
- How can parents help? TTrackstars, games, songs.

$1 \times 10 = 10$
 $2 \times 10 = 20$
 $3 \times 10 = 30$
 $4 \times 10 = 40$
 $5 \times 10 = 50$
 $6 \times 10 = 60$
 $7 \times 10 = 70$
 $8 \times 10 = 80$
 $9 \times 10 = 90$
 $10 \times 10 = 100$
 $11 \times 10 = 110$
 $12 \times 10 = 120$

Hundreds	Tens	Units
	1	2
1	2	0

$10 \times 2 = 20$
 $1 \times 2 = 2$
 $2 \times 2 = 4$
 $3 \times 2 = 6$
 $4 \times 2 = 8$
 $5 \times 2 = 10$
 $6 \times 2 = 12$
 $7 \times 2 = 14$
 $8 \times 2 = 16$
 $9 \times 2 = 18$
 $10 \times 2 = 20$
 $11 \times 2 = 22$
 $12 \times 2 = 24$

Times Tables in School
by Kate Robinson

Oxford **OWL** www.oxfordowl.co.uk OXFORD

[Oxford Owl Time Tables](#)

Timestables.co.uk
MTC



The 9 times table trick

There's a great trick for recalling the 9 times table which some children really enjoy.

To find 4×9 :

1. Hold out both hands in front of you.
2. To find 4×9 , count in 4 fingers from the left, and hold down this finger.
3. Count all the fingers before the one that's held down - 3. This is the first number in your answer.
4. Count all the fingers after the one that's held down - 6. This is the last number of your answer.

For the answer to $4 \times 9 = 36$.
Add 0 works for all the 9 times table up to 10×9 . Give it a go!

Number squares

When numbers are placed in a number square, highlighted times tables make a visual pattern. Some children find these very visual patterns help them to remember the table.

Here is a number square with the 3 times table highlighted.

1	2	3	4	5	6	7	8	9	10
11	12	13	14	15	16	17	18	19	20
21	22	23	24	25	26	27	28	29	30
31	32	33	34	35	36	37	38	39	40
41	42	43	44	45	46	47	48	49	50
51	52	53	54	55	56	57	58	59	60
61	62	63	64	65	66	67	68	69	70
71	72	73	74	75	76	77	78	79	80
81	82	83	84	85	86	87	88	89	90
91	92	93	94	95	96	97	98	99	100

Games

Times table games can be a great way of learning tables. Many children will forget that they're learning as they are swept along with the fun of the game.

Many games, such as Bingo, Snap and Pairs, can be adapted to focus on tables. They make great short, quick-fire games that can be fitted in any time of the day. Maybe the winner could get a treat, or maybe everybody who joins in can get a treat!

You can find lots of games to help your child practise their times tables in the age 7-9 Fun Activities section of the Oxford Owl website. Here are a few ideas to get you started.

RE topics 2022/2023

Autumn


- People
- Judaism
- Called
- Gift

Spring

- Community
- Giving and Receiving
- Self Discipline

Summer

- New Life
- Building Bridges
- World Faiths - Islam
- Gods People



PE

Monday - Mr Fenton

Wednesday - Mrs Mears & Mrs Simpkin

Earrings – remove at home

Kit - Blue T-shirt, red shorts, white socks and trainers

In colder weather – Cardinal Newman sweatshirt and navy tracksuit bottoms

Please name ALL items clearly

WOW Science



- Once a year your child will plan a short science experiment at home and present it to the class

- Examples of previous experiments:-

- Rainbow Skittles
- Rainbow Jar
- Magic milk
- Lemon volcanoes
- Dancing Raisins



Flourish

Life Skills- To stay safe, healthy and purposeful and to develop lifelong learning powers (Resilience, Risk-taking, Resourcefulness, Reciprocity, Reflection)



ZONES OF REGULATION

Blue	Green	Yellow	Red
Sick Sad Tired Bored Moving Slowly	Happy Calm Feeling Okay Focused Ready to Learn	Frustrated Worried Silly/Wiggly Excited Loss of Some Control	Mad/Angry Mean Yelling/Hitting Disgusted Out of Control

Relationships education to prepare you to have healthy relationships with other people.

Y4 Bikeability



24th - 29th April 2023

- Your child will participate on one of the dates above on the school netball courts.
- They must be able to ride a bike.
- They will need a bicycle, cycle helmet and a bike lock.
- They will need to wear tracksuit/leggings and suitable footwear. They will also need to bring a waterproof coat.



Y4 Events

Friday 30th September – Geography Field trip



Tuesday 16th May

Primary Schools Festival Dorking Halls

Wednesday 17th May

Maya Archaeologist workshop





Hooke Court

Wednesday 8th – Friday 10th March 2023

Why go to Hooke Court?

- Opportunity to visit remains of a Roman Villa and Maiden Castle (a Celtic Hill Fort).
- Extensive facilities and very experienced tutors
- Activities throughout the day and into the evening.
- Opportunity for independence in safe, beautiful surroundings.
- Preparation for the longer residential trip in Year 6 to France.

Homework

Monday

Spelling test

New spellings

Literacy homework – 20 minutes due on Wednesday.

Wednesday

Times Table test (check TT Rockstars for table of the week)

Maths homework - 20 minutes due Friday

Friday

I can do Maths A - due Monday







Reading every night and TT Rockstars

Parent Consultations

Tuesday 18th October

Thursday 20th October

How to Help

<p>Vocabulary</p> <p>Find and explain the meaning of words in context.</p> 	<p>Infer</p> <p>Make and justify inferences using evidence from the text.</p> 	<p>Predict</p> <p>Predict what will happen based from the details given or implied.</p> 	<p>Explain</p> <p>Explain how content is related and contributed to the meaning as a whole. Explain how meaning is enhanced through choice of language. Explain the themes and patterns that develop across the text. Explain how information contributes to the overall experience.</p> 	<p>Retrieve</p> <p>Retrieve and record information and identify key details from fiction and non-fiction.</p> 	<p>Summarise</p> <p>Summarise the main ideas from more than one paragraph.</p> 
<p>Example questions</p> <ul style="list-style-type: none"> • What do the words and suggest about the character, setting and mood? • Which word tells you that....? • Which keyword tells you about the character/setting/mood? • Find one word in the text which means..... • Find and highlight the word that is closest in meaning to..... • Find a word or phrase which shows/suggests that..... 	<p>Example questions</p> <ul style="list-style-type: none"> • Find and copy a group of words which show that... • How do these words make the reader feel? How does this paragraph suggest this? • How do the descriptions of show that they are • How can you tell that..... • What impression of do you get from these paragraphs? • What voice might these characters use? • What was thinking when..... • Who is telling the story? 	<p>Example questions</p> <ul style="list-style-type: none"> • From the cover what do you think this text is going to be about? • What is happening now? What happened before this? What will happen after? • What does this paragraph suggest will happen next? What makes you think this? • Do you think the choice of setting will influence how the plot develops? • Do you think... will happen? Yes, no or maybe? Explain your answer using evidence from the text. 	<p>Example questions</p> <ul style="list-style-type: none"> • Why is the text arranged in this way? • What structures has the author used? • What is the purpose of this text feature? • Is the use of effective? • The mood of the character changes throughout the text. • Find and copy the phrases which show this. • What is the author's point of view? • What affect does have on the audience? • How does the author engage the reader here? • Which words and phrases did effectively? • Which section was the most interesting/exciting part? • How are these sections linked? 	<p>Example questions</p> <ul style="list-style-type: none"> • How would you describe this story/text? What genre is it? How do you know? • How did...? • How often...? • Who had...? Who is...? Who did....? • What happened to...? • What does..... do? • How is • What can you learn from from this section? • Give one example of..... • The story is told from whose perspective? 	<p>Example questions</p> <ul style="list-style-type: none"> • Can you number these events 1-5 in the order that they happened? • What happened after • What was the first thing that happened in the story? • Can you summarise in a sentence the opening/ middle/end of the story? • In what order do these chapter headings come in the story?

RIVERHOUSE BARN **ARTS CENTRE**

walton on thames

Cardinal Newman Catholic Primary School

Self Portrait Exhibition

Wednesday 21 - Sunday 25

September

10am - 4pm

Free admission

